

Tumbler

landscapeforms®

Product Data Sheet | TML



Tumbler's gesture, a casual nod to the space it lights, introduces a friendly character into the urban landscape. Tumbler is also refined, with thoughtful details such as hidden connection points that speak to Sam Hecht and Kim Colin of London-based Industrial Facility's design sensibilities. This versatile luminaire can be wall mounted, suspended from a cable for catenary applications, or fixed to a pole or column.

General Description

- Pole, catenary, or wall mounting options
- Offered in 4 standard pole heights (3.4m, 4.2m, 5.0m, 6.6m)
- Poles for catenary applications can be custom engineered for each project (cable not included)
- Available in multiple power outputs and beam options
- UL Listed, suitable for wet locations

Electrical

120V-277V 50/60 Hz, Class 2 integrated dimmable driver. 1-10V dimming interface is standard, DALI compatible dimming interface available upon request. Tumbler ships prewired and fully assembled. Reference the installation guide for the wiring diagram and other electrical support information.

Housing

Round luminaire housing is cast aluminum. Frameless glass lens seals to the housing. Luminaire mounts to a die-cast bracket on the pole and is secured with two screws.

Tumbler

Housing: Die-cast aluminum

Lens: Tempered glass (clear or opal / diffused)

Light Source: PCB LED - Cree XPG2, CoB LED - Birdgleux Gen 7

Color Temperature: 3000K, 4000K

Power Supply: 120V-277V

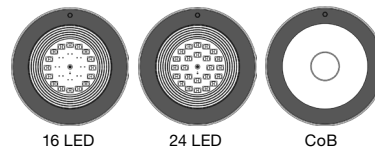
Dimming: 1-10V (DALI available upon request)

Protection Class: IP66

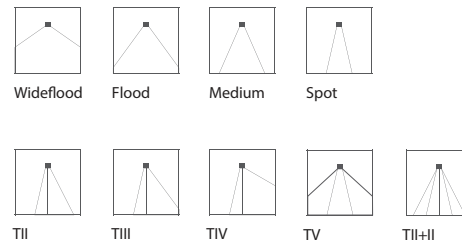
Weight: 14.5 lbs (luminaire only)

EPA: 0.84 ft²

LED Configurations



Distributions



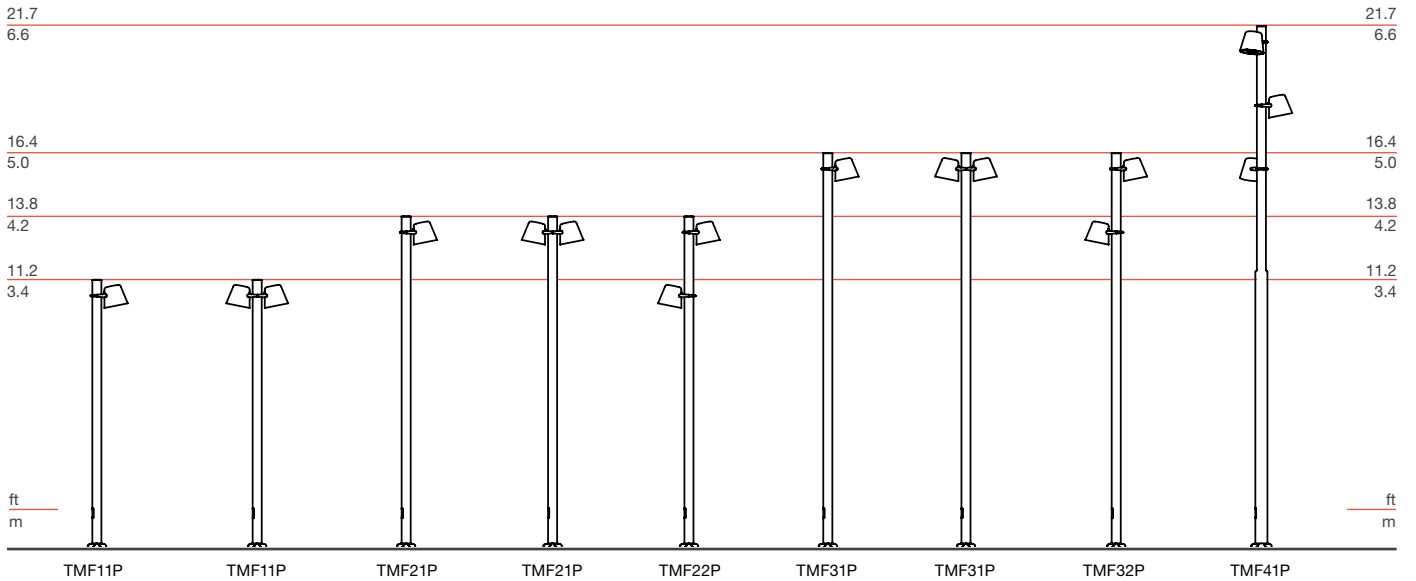
Tumbler

landscapeforms®

Product Data Sheet | TML



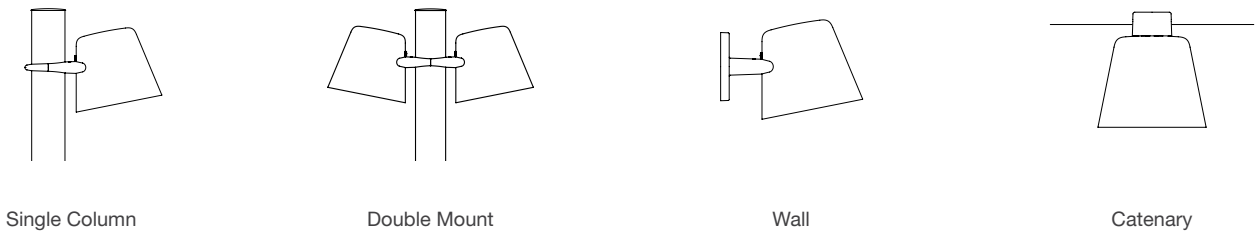
Line Drawings



Pole Description

Round pole is 4.5" and manufactured from seamless 6061 aluminum tubing and heat treated to produce a T6 temper. Nominal wall thickness is 0.125".
 Flush mounted hand hole cover includes two magni-coated fasteners.

Mounting Offering



Tumbler

landscapeforms®

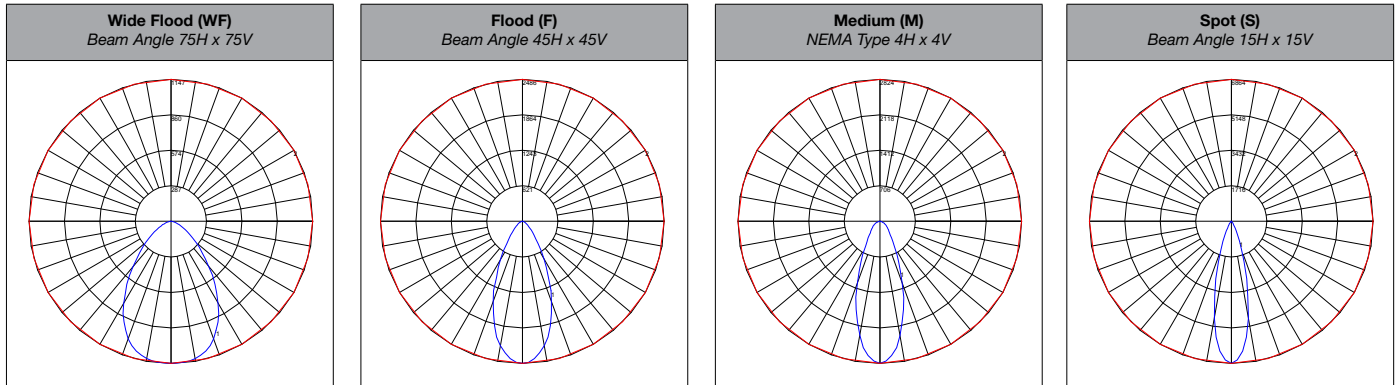
Product Data Sheet | TML



Performance Data for Flood Distributions

Model	System Power	LED Quantity	CCT	Drive Current	Wide Flood (WF) NEMA Type 6H x 6V		Flood (F) NEMA Type 5H x 5V		Medium (M) NEMA Type 4H x 4V		Spot (S) NEMA Type 3H x 3V	
					Lumens (1)	Efficacy (1)	Lumens (2)	Efficacy (2)	Lumens (3)	Efficacy (3)	Lumens (4)	Efficacy (4)
TML16A1XX	20	16	3000K	350	1798	90	1922	96	1866	93	1858	93
TML16B1XX	28			500	2452	88	2621	94	2544	91	2534	90
TML16A2XX	20		4000K	350	2129	106	2276	114	2209	110	2200	110
TML16B2XX	28			500	2961	106	3166	113	3073	110	3060	109
TML24A1XX	28	24	3000K	350	2735	98	2924	104	2838	101	2826	101
TML24B1XX	40			500	3751	94	4010	100	3892	97	3876	97
TML24A2XX	28		4000K	350	3239	116	3462	124	3360	120	3347	120
TML24B2XX	40			500	4442	111	4749	119	4609	115	4590	115
TMLCA1XX	19	1	3000K	350	1781	94	—	—	—	—	—	—
TMLCB1XX	27			500	2443	90	—	—	—	—	—	—
TMLCA2XX	19		4000K	350	2109	111	—	—	—	—	—	—
TMLCB2XX	27			500	2893	107	—	—	—	—	—	—

- (1) Apply 0.88 multiplier for opal / diffused lens option.
- (2) Apply 0.89 multiplier for opal / diffused lens option.
- (3) Apply 0.87 multiplier for opal / diffused lens option.
- (4) Apply 0.89 multiplier for opal / diffused lens option.



Tumbler

Product Data Sheet | TML



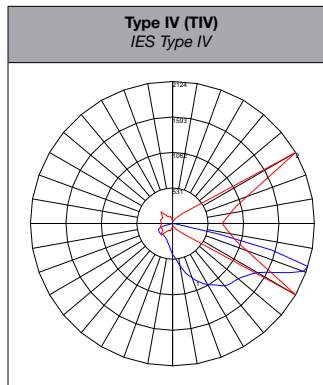
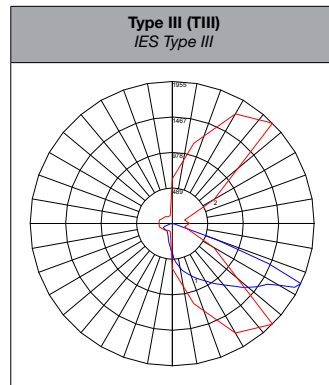
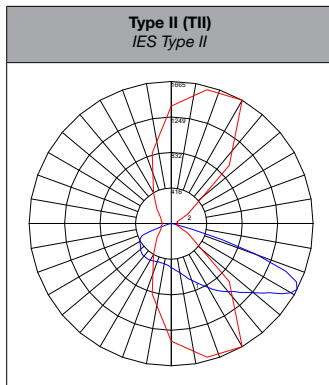
Performance Data for Asymmetrical Distributions

Model	System Power	LED Quantity	CCT	Drive Current	Type II (TII) IES Type II			Type III (TIII) IES Type III			Type IV (TIV) IES Type IV		
					Lumens (1)	Efficacy (1)	BUG Rating	Lumens (2)	Efficacy (2)	BUG Rating	Lumens (3)	Efficacy (3)	BUG Rating
TML16A1XX	20	16	3000K	350	1739	87	B1-U1-G1	1625	81	B0-U1-G1	1677	84	B0-U1-G2
TML16B1XX	28			500	2371	85	B1-U1-G1	2216	79	B0-U1-G1	2286	82	B1-U1-G2
TML16A2XX	20		4000K	350	2095	103	B1-U1-G1	1925	96	B0-U1-G1	1986	99	B1-U1-G2
TML16B2XX	28			500	2863	102	B1-U1-G1	2677	96	B0-U1-G1	2762	99	B1-U1-G2
TML24A1XX	28	24	3000K	350	2644	94	B1-U1-G1	2472	88	B0-U1-G1	2550	91	B1-U1-G2
TML24B1XX	40			500	3627	91	B1-U1-G1	3391	85	B0-U1-G1	3498	87	B1-U1-G3
TML24A2XX	28		4000K	350	3132	112	B1-U1-G1	2927	105	B1-U1-G1	3020	108	B1-U1-G3
TML24B2XX	40			500	4295	107	B1-U1-G1	4015	100	B1-U1-G1	4142	104	B1-U1-G3

(1) Apply 0.79 multiplier for opal / diffused lens option.

(2) Apply 0.80 multiplier for opal / diffused lens option.

(3) Apply 0.75 multiplier for opal / diffused lens option.



Tumbler

Product Data Sheet | TML

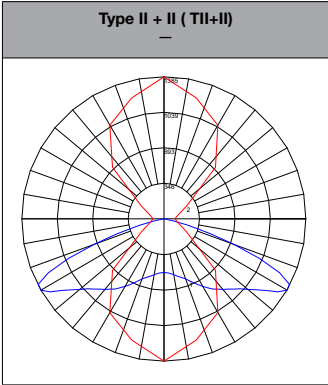
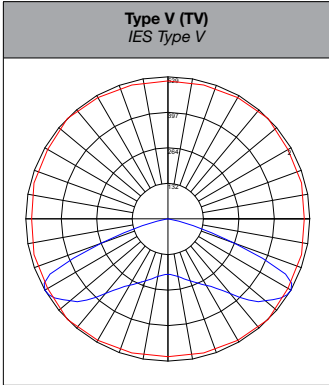


Performance Data for Asymmetrical Distributions (cont.)

Model	System Power	LED Quantity	CCT	Drive Current	Type V (TV) IES Type V			Type II + II (TII+II) —		
					Lumens (4)	Efficacy (4)	BUG Rating	Lumens (5)	Efficacy (5)	BUG Rating
TML16A1XX	20	16	3000K	350	1751	88	—	1727	86	—
TML16B1XX	28			500	2387	85	—	2355	84	—
TML16A2XX	20		4000K	350	2073	104	—	2046	102	—
TML16B2XX	28			500	2883	103	—	2845	102	—
TML24A1XX	28	24	3000K	350	2663	95	—	2627	94	—
TML24B1XX	40			500	3652	91	—	3604	90	—
TML24A2XX	28		4000K	350	3153	113	—	3111	111	—
TML24B2XX	40			500	4325	108	—	4267	107	—

(4) Apply 0.73 multiplier for opal / diffused lens option.

(5) Apply 0.76 multiplier for opal / diffused lens option.



Tumbler

landscapeforms®

Product Data Sheet | TML



Finish

The Tumbler luminaire is aluminum extrusion with a natural aluminum powdercoat finish offered by Urbidermis. The Pangard II® powdercoat finish on poles is offered exclusively by Landscape Forms. Reference the materials sheet for additional information.

Product Modifications

Don't see what you are looking for? Our goal is to partner with you as the designer to manufacture solutions needed for the space you are creating. We offer the option to modify our standard product to meet certain design specifications or needs. Contact your local Landscape Forms representative to learn more about these offerings.

Project Specifications

Ready to place an order or receive a quote for your project? Reference the Tumbler specification sheet available here.

Warranty

Santa & Cole guarantees the composition and performance features of all material that shape the product for a period of three years. Electrical components including LED boards and electronic drivers are guaranteed for a period of five years.

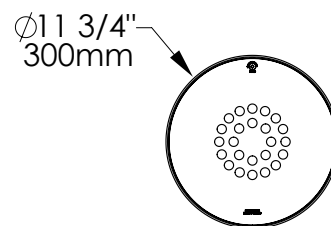
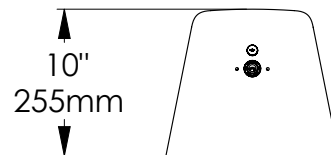
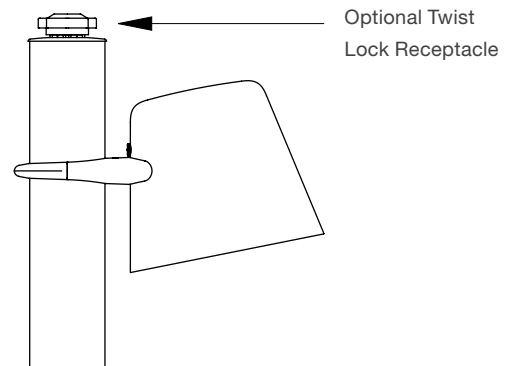
Certifications

UL Listed, CE, RoHS Compliant



Designed by Industrial Facility for Urbidermis

Twist Lock Receptacle



Visit landscapeforms.com for more information. Specifications are subject to change without notice. Landscape Forms supports the Landscape Architecture Foundation at the Second Century level. ©2022 Landscape Forms, Inc. Printed in U.S.A.

landscapeforms.com | specify@landscapeforms.com