

Slope

landscapeforms®

Product Data Sheet | SPL



The Slope luminaire's silhouette subtly angles 9 degrees, echoing and blending into the topography of the urban landscape. Slope's low profile - under an inch at its thinnest point - contains advanced LED arrays that lend precision lighting and a modern, ultra-sleek accent to a city's parks, streets, and buildings. This versatile luminaire can be wall mounted or fixed to a pole or column. Designed by Sam Hecht and Kim Colin of London-based Industrial Facility.

General Description

- Pole or wall mounting options
- Offered in 5 standard pole heights (3.4m, 4.2m, 5.0m, 6.6m)
- Available in multiple power outputs and beam options
- UL Listed, suitable for wet locations

Electrical

120V-277V 50/60 Hz, Class 2 integrated dimmable driver. 1-10V dimming interface is standard, DALI compatible dimming interface available upon request. Slope ships prewired and fully assembled. Reference the installation guide for the wiring diagram and other electrical support information.

Housing

Round luminaire housing is cast aluminum. Frameless glass lens seals to the housing. Luminaire mounts to a die-cast bracket on the pole and is secured with two screws.

Slope

Lens: Tempered glass (clear or opal / diffused)

Light Source: PCB LED - Cree XPG2

Color Temperature: 3000K, 4000K

Power Supply: 120V-277V

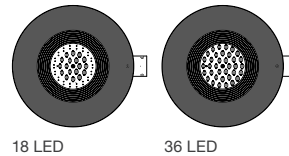
Dimming: 1-10V (DALI available upon request)

Protection Class: IP66

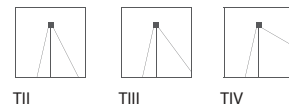
Weight: 13.6 lbs (luminaire only)

EPA: 0.35 ft²

LED Configurations



Distributions



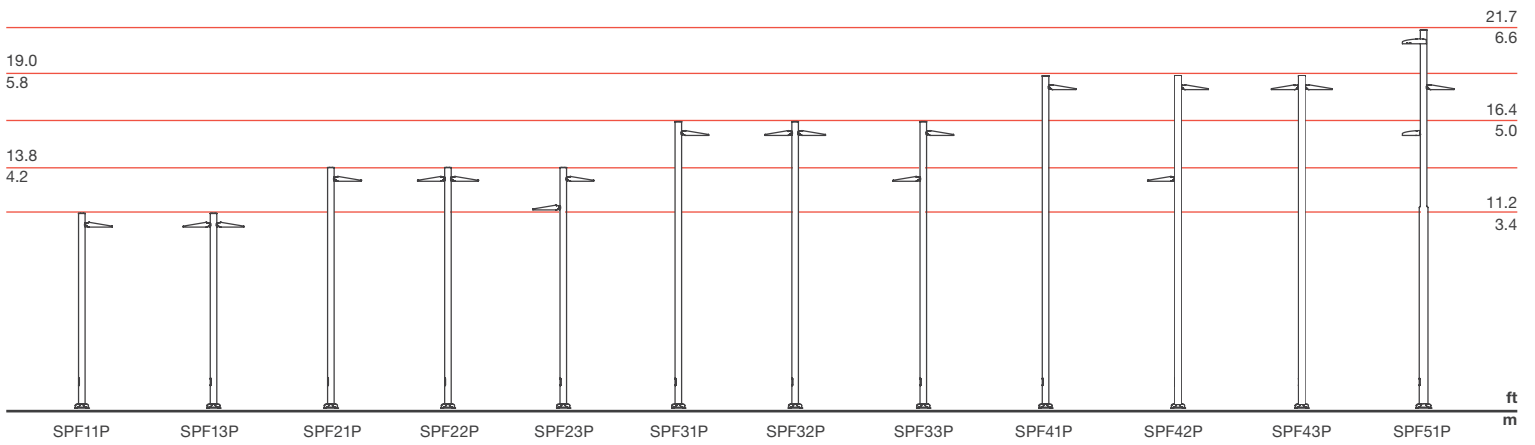
Slope

Product Data Sheet | SPL

landscapeforms®



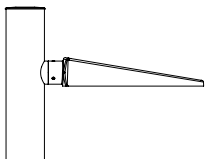
Line Drawings



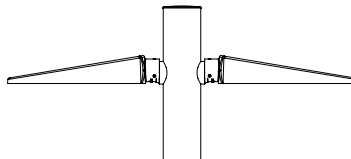
Pole Description

Round pole is 4.5" and manufactured from seamless 6061 aluminum tubing and heat treated to produce a T6 temper. Nominal wall thickness is 0.125".
 Flush mounted hand hole cover includes two magni-coated fasteners.

Mounting Offering



Single Column



Single Column, Back-to-Back



Wall

Slope

Product Data Sheet | SPL



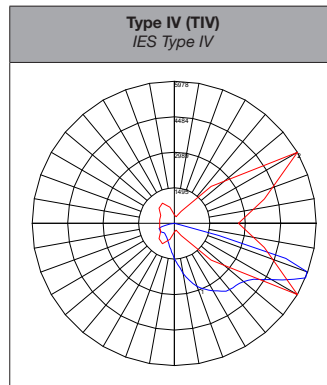
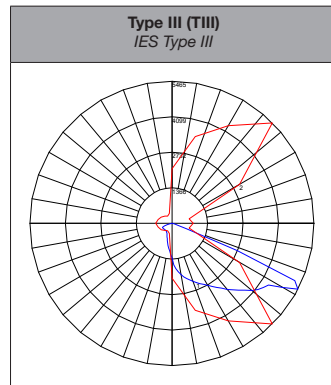
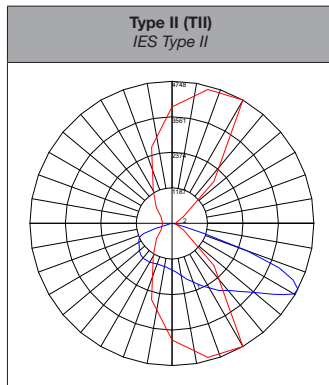
Performance Data for Asymmetrical Distributions

Model	System Power	LED Quantity	CCT	Drive Current	Type II (TII) IES Type II			Type III (TIII) IES Type III			Type IV (TIV) IES Type IV			
					Lumens (1)	Efficacy (1)	BUG Rating	Lumens (2)	Efficacy (2)	BUG Rating	Lumens (3)	Efficacy (3)	BUG Rating	
SPL18A1xx	22	18	3000K	80 CRI	350	2039	93	B1-U0-G1	1949	89	B0-U0-G0	1986	90	B1-U0-G1
SPL18B1xx	32				500	2738	86	B1-U0-G1	2617	82	B1-U0-G1	2666	83	B1-U0-G1
SPL18C1xx	42				700	3613	86	B1-U0-G1	3450	82	B1-U0-G1	3518	84	B1-U0-G1
SPL18A2xx	22		4000K	70 CRI	350	2398	109	B1-U0-G1	2292	104	B1-U0-G1	2335	106	B1-U0-G1
SPL18B2xx	32				500	3220	101	B1-U0-G1	3077	96	B1-U0-G1	3136	98	B1-U0-G1
SPL18C2xx	42				700	4249	101	B1-U0-G1	4061	97	B1-U0-G1	4138	99	B1-U0-G1
SPL36A1xx	40	36	3000K	80 CRI	350	3954	99	B1-U0-G1	3779	94	B1-U0-G1	3850	96	B1-U0-G1
SPL36B1xx	59				500	5352	91	B2-U0-G2	5115	87	-	5212	88	B1-U0-G1
SPL36C1xx	85				700	6922	81	-	6615	78	-	6740	79	-
SPL36A2xx	40		4000K	70 CRI	350	4650	116	B1-U0-G1	4444	111	B1-U0-G1	4528	113	B1-U0-G1
SPL36B2xx	59				500	6294	107	-	6015	102	-	6129	104	-
SPL36C2xx	85				700	8140	93	-	7780	89	-	7927	90	-

(1) Apply 0.79 multiplier for opal / diffused lens option.

(2) Apply 0.80 multiplier for opal / diffused lens option.

(3) Apply 0.75 multiplier for opal / diffused lens option.



Slope

landscapeforms®

Product Data Sheet | SPL



Finish

The Slope luminaire is aluminum extrusion with a natural aluminum powdercoat finish offered by Urbidermis. The Pangard II® powdercoat finish on poles is offered exclusively by Landscape Forms. Reference the materials sheet for additional information.

Product Modifications

Don't see what you are looking for? Our goal is to partner with you as the designer to manufacture solutions needed for the space you are creating. We offer the option to modify our standard product to meet certain design specifications or needs. Contact your local Landscape Forms representative to learn more about these offerings.

Project Specifications

Ready to place an order or receive a quote for your project? Reference the Slope specification sheet available here.

Warranty

Urbidermis guarantees the composition and performance features of all material that shape the product for a period of three years. Electrical components including LED boards and electronic drivers are guaranteed for a period of five years.

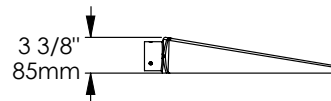
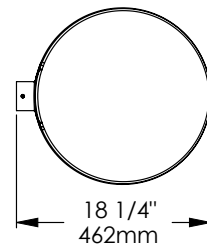
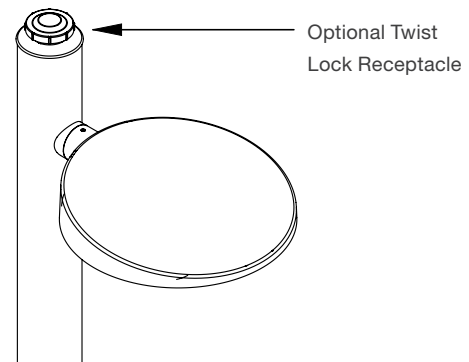
Certifications

UL Listed, CE, RoHS Compliant, Dark-Sky Approved



Designed by Industrial Facility for Urbidermis

Twist Lock Receptacle



Visit landscapeforms.com for more information. Specifications are subject to change without notice. Landscape Forms supports the Landscape Architecture Foundation at the Second Century level. ©2022 Landscape Forms, Inc. Printed in U.S.A.

landscapeforms.com | specify@landscapeforms.com