



landscapeforms®

Profile

**“Light should not be a distracting element.
It should fit comfortably into the
environment during the day and facilitate
the use of the space at night.”**

—Linnaea Tillett











New Ways to See

Designed in collaboration with award-winning lighting designer Linnaea Tillett and Tillett Lighting Design Associates, the Profile family of lights creates beautiful and intentional light emanating from a refined, minimalist design. Illuminated I-beam channels and modular design build a light experience like no other, creating poetry between the sculptural form and the play of light upon the object and its surroundings.

The Profile line's palette of configurable options tailor the light's aesthetic and performance to fit a variety of applications. One product family, composed of an area light, accent light, column light, and performance, wayfinding, and unlit perimeter bollard, appropriately lights an array of spaces, from large, open areas and narrow pathways to landscape beds and building entrances.








Modular Thinking, Modular Design

Outdoor public spaces are asked to do many things, from hosting performances, community events, and farmers' markets to encouraging human restoration and play. Lighting for myriad uses calls for aesthetic and functional versatility. Profile's modularity and fixture options provide tools with which to design unique, purposeful light experiences.

The Profile area, accent, and column lights have four heights and four color temperatures. The area light has three distributions, two outputs, and a clear and diffused lens; accent and column have a standard output and diffused lens. A 10-foot-tall base unit, two-foot-tall add-on sections, and foot lights further tailor the lights' performance and aesthetic. Three bollard types, including an unlit perimeter option, define boundaries and subtly light paths and landscaping. All lights are offered in a full color palette and finished with proprietary Pangard II® HAPS, VOC, and lead-free polyester powdercoat.







Union of Object and Light

When an award-winning lighting design firm collaborates with a design-centric company, the result is simple, proportionally pleasing lighting architecture in the familiar form of an I-beam given a refreshing new context. Profile's sculptural form takes on a quiet presence during the day; at night, the object becomes light that lends definition, purpose, and comfort to the landscape. Landscape Forms' expertise in lighting technology, engineering, and manufacturing and its high-quality craftsmanship break new ground with Profile lights and invites lighting designers and landscape architects to reimagine light.












Materials


Vivid Series - Powdercoated Metal (Fine Texture)



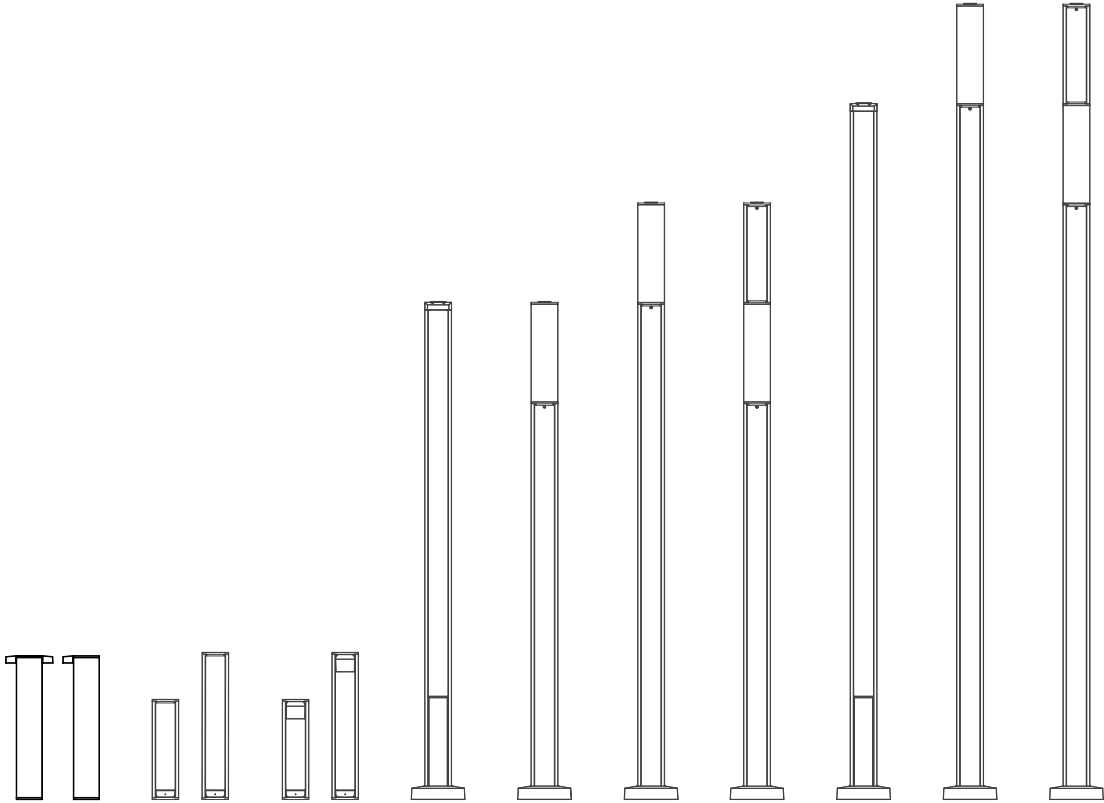
Neutral Series - Powdercoated Metal



Architectural Series - Powdercoated Metal (Fine Texture)



Statement of Line





landscapeforms®

Profile