

# Presidio

landscapeforms®

## Product Data Sheet



The Presidio Collection, designed by Brian Kane, combines graceful contours with durable materials to provide an elegant, yet secure solution for unprotected public spaces. This collection includes seating, litter receptacles and an ash urn.

### Seat

- Presidio seating is offered with or without backs. Arms may be specified for either style.
- One arm – left or right side – or two arms may be specified per seat.
- Left or right arm is determined from the position of sitting in the seat.
- Presidio seating may be specified in straight runs or in standard curved configurations of 60" radius or 118" radius (to center of support).
- The 60" radius is formed with only angled seats.
- The 118" radius is formed by alternating straight and angled seats, starting with angled seat.
- Presidio seats are framed by 1-1/4" o.d., .120 wall steel tube with four mitered corners.
- The insert panel is constructed of 5/8" o.d. round steel rods welded to the steel frame.
- Arms are 1-1/4" o.d., .065 wall thickness steel tube, welded to the seat frame.
- Hardware to attach seats to horizontal tube is shipped with each order.
- Hardware for anchoring supports is NOT included.

### Distinctive

- The Presidio Collection, designed by Brian Kane, combines graceful contours with durable materials to provide an elegant, yet secure solution for unprotected public spaces.
- This collection includes seating, litter receptacles and an ash urn.

### Durable

- Presidio seats and receptacles feature solid metal rods, welded to tubular steel frames.
- Arms are tubular steel, welded to the seat frame.
- Seats bolt securely to a horizontal tubular steel support which may be freestanding, surface mounted or embedded.

Backed Straight Seats			
Backed seat with no arms	Backed seat with two arms	Backed seat with right arm	Backed seat with left arm
		22 1/2" x 30" Note: Straight seat with back for straight run applications. 118" radius is formed by alternating straight and angled seats, starting with angled seat.	

Narrow-Backed Angled Seats			
Backed seat with no arms	Backed seat with two arms	Backed seat with right arm	Backed seat with left arm
		17" x 29" x 30" Angled seats with narrow backs for outside faced seating. Use for 60" radius or alternate with straight seats to form 118" radius.	

Wide-Backed Angled Seats			
Backed seat with no arms	Backed seat with two arms	Backed seat with right arm	Backed seat with left arm
		29" x 17" x 30" Angled seats with wide backs for insidefaced seating. Use for 60" radius or alternate with straight seats to form 118" radius.	

# Presidio

landscapeforms®

## Product Data Sheet



### Horizontal Tube Supports

- Seats are mounted on a dual 2-1/2" horizontal tube support.
- Adapters are welded onto the tubes, matching adapters are welded to seats.
- Seats are easily secured to supports with supplied bolts.
- Supports may be specified freestanding, surface mount or embedded.
- Standard supports are available straight or curved to either 60" or 118" radius.
- For special applications, custom radius curves are available.
- Straight tubes come in standard lengths of 46" for two seats, 69" for threeseat, 92" for four seats and 115" for five seats.
- Curved tubes are available in three-, four- and five-seat units.
- There are two vertical supports for each standard straight run of seats.
- A third support is added in the center of all curved freestanding units.
- Supports will be the same color as the seats.
- All fastenings for assembling the units are included.
- Hardware for surface mounting supports is NOT provided.

### Embedded Support

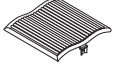
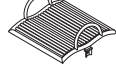


- 2 1/2" o.d. steel tube for embedding in concrete.






### Surface Mount Support

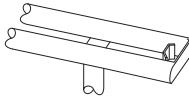
- 2 1/2" outer diameter steel tube with round 3/8" x 5 1/2" diameter floor flange.
- Metal 1 1/2" x 6" diameter cover plate with three, 9/16" diameter throughholes comes standard.
- Bolts for anchoring to surface are NOT included.

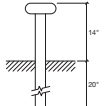
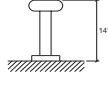
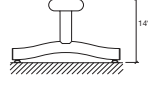
### Freestanding Support

- 2 1/2" o.d. steel tube with adjustable glides.

Straight Seats without Backs		
		
Seat without back with no arms	Seat without back with two arm	Seat without back with one arm. Seat may be mounted to provide arm on left or right
	22" x 22" Seat without back for straight run. 118" radius is formed by alternating straight and angled seats, starting with an angled seat.	

Angled Seats without Backs			
			
Seat without back with no arms	Seat without back with two arms	Seat without back with left arm	Seat without back with right arm
	19" x 28" x 22" Angled seats without backs. Use for 60" radius or alternate with straight seats to form 118" radius. <b>Note:</b> Left or right arm is determined from the position of sitting in the seat, at the narrow end.		

Horizontal Tube


Supports for Seating		
		
Embedded	Surface Mount with Cover Plate	Freestanding

# Presidio

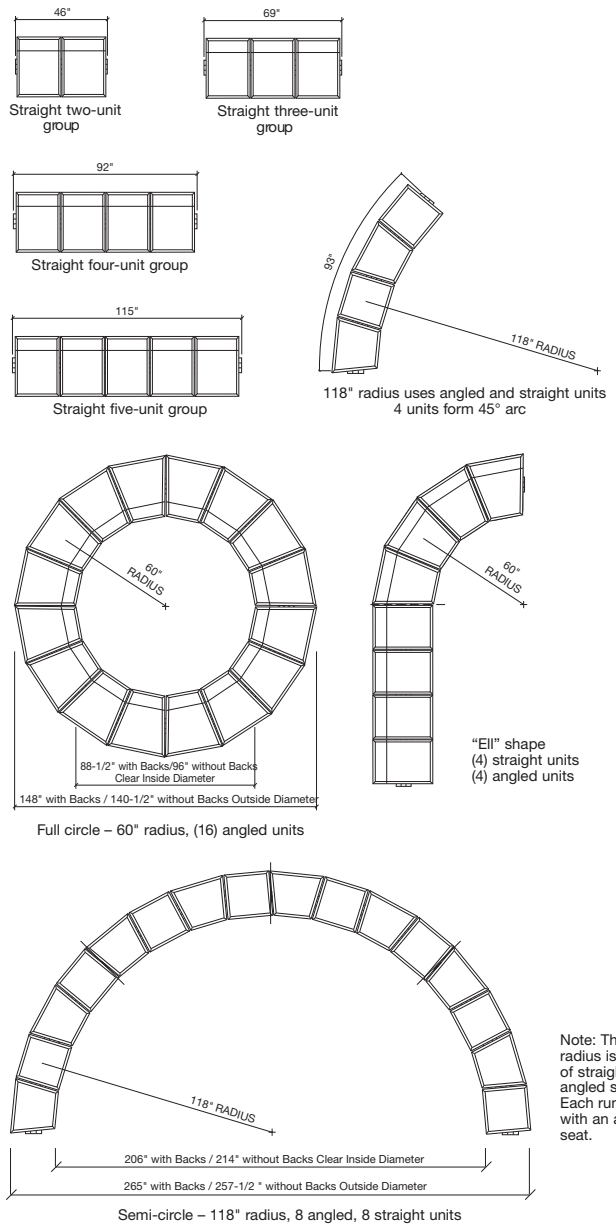
landscapeforms®

## Product Data Sheet



### Suggested Groupings

- A variety of configurations is offered with Presidio.
- A few examples are shown on this page.
- Seats with or without backs may be interchanged in any combination in these examples.
- Standard curved shapes are 60" radius or 118" radius - to center of support.
- For special applications, custom radius configurations are available.



# Presidio

landscapeforms®

## Product Data Sheet




### Litter Receptacles

- Presidio litter receptacles are offered in side- or top-opening styles.
- These durable units feature a hinged door and liner capacity of 30 gallons.
- Freestanding/surface mount tabs are standard.
- Optional keyed lock may be specified for door.
- An ash urn may be specified for either style.
- Constructed of 5/8" o.d. metal rod side panels welded to 1-1/4" steel tube frame.
- Features a hinged door that swings open allowing the liner to slideout for emptying.
- The door latches when closed, a toe clip mechanism opens the door.
- Polyethylene liner capacity is 30 gallons and coordinates with the standard powdercoat color.
- Freestanding/ surface mount tabs are standard.
- Lid on the side-opening receptacle is formed of 14-gauge steel sheet.
- Lid on top-opening unit is constructed of 11-gauge steel sheet.

	Style	Depth	Width	Height	Product Weight
	Top-opening	26"	26"	31"	235 lbs
	Side-opening	26"	26"	40"	236 lbs

### Ash Urn

- The ash urn is formed of 1/8" recycled aluminum and may be specified with either receptacle style.
- The ash urn hooks onto the top rod on the door side of this unit.
- The ash urn may not be removed when the door is shut.
- An optional door lock may be specified for additional security.

	Style	Depth	Width	Height	Product Weight
	Ash Urn	7"	4"	7"	1 lb

# Presidio

landscapeforms®

## Product Data Sheet



### Finishing

- All metal is finished with Landscape Forms' exclusive Pangard II® polyester powdercoat process which forms a surface that resists rusting, chipping, peeling and fading.

### To Specify Seating

- Specify groupings, shape, arm placement, support style, powdercoat color for metal.
- If you have questions, please call us at 800.521.2546.

### To Specify Litter Receptacles and Ash Urn

- Specify receptacle style and powdercoat color.
- Options: keyed door lock, ash urn.

*Designed by Brian Kane*

[Click here](#) for patent information related to this product.

