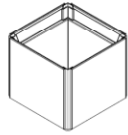
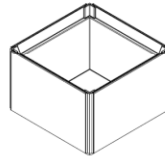


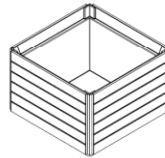
28" w x 28" d x 18" h



36" w x 36" d x 32" h



48" w x 48" d x 32" h



Planter Sizes

Included components:

- Planters ship fully assembled.
- Planters are freestanding, with one drain hole

INSTALLATION:

1. Set unit in place.
2. Level the planter before adding planting material using the threaded adjustable feet, as shown.
3. Fill planter liner to ledge with plants and planting soil; fill the remaining portion of the liner with mulch.



Adjustable leveling foot