



landscapeforms®

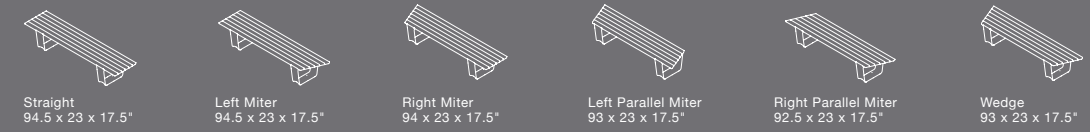
MULTIPLICITY®

PLANNING GUIDE

MultipliCITY is great global design. A dynamic, user-centered collection of site elements, it features mass-produced structural parts, regionally sourced custom hardwoods and a universal design language that is globally applicable and locally responsive. This guide provides examples of how MultipliCITY benches and tables can be creatively configured to address a wide range of locations, scales, site conditions, uses and cultural preferences. It shows configurations applicable to parks, campuses, streetscapes, courtyards and pathways – scalable from singular and small to multiple and expansive. It demonstrates simple linear configurations for pathways, complex angled arrangements for social settings and jogged configurations for transit stops. It illustrates how designers can create geometries that adapt to topography, encircle gardens and trees, and make open circle formations for facing attractions like fountains and playgrounds. The examples show the mechanics of how MultipliCITY components work together. They are suggestive, not exhaustive – intended as a spark for imagining the possibilities of this exceptional product collection.


COMPONENTS

BACKLESS BENCHES



Straight 94.5 x 23 x 17.5"
 Left Miter 94.5 x 23 x 17.5"
 Right Miter 94 x 23 x 17.5"
 Left Parallel Miter 93 x 23 x 17.5"
 Right Parallel Miter 92.5 x 23 x 17.5"
 Wedge 93 x 23 x 17.5"

BACKED BENCHES



Straight 94.5 x 23.5 x 33"
 Left Miter 94.5 x 23.5 x 33"
 Right Miter 94.5 x 23.5 x 33"
 Left Parallel Miter 94.5 x 23.5 x 33"
 Right Parallel Miter 93 x 23.5 x 33"
 Wedge 93 x 23.5 x 33"

TABLE

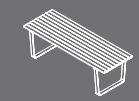
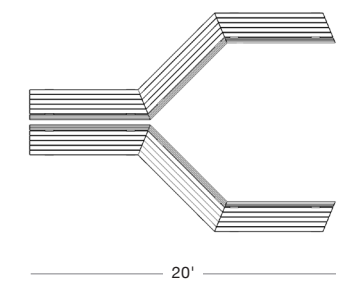


Table 94.5 x 35 x 29"

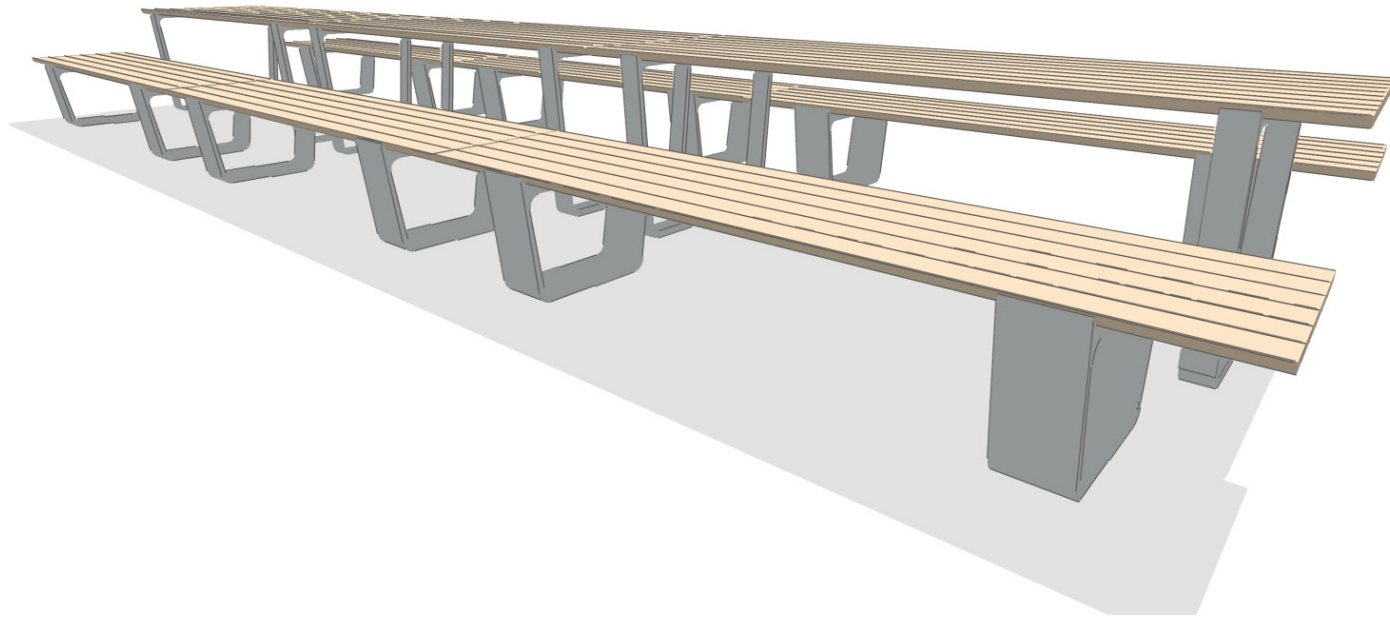


MultipliCITY Bench Configuration #1

BACKED BENCHES

- 1 Left Miter
- 1 Right Miter
- 2 Right Parallel Miter
- 2 Left Parallel Miter

2



**MultipliCITY Bench
Configuration #2**

BACKLESS BENCHES

6 Straight

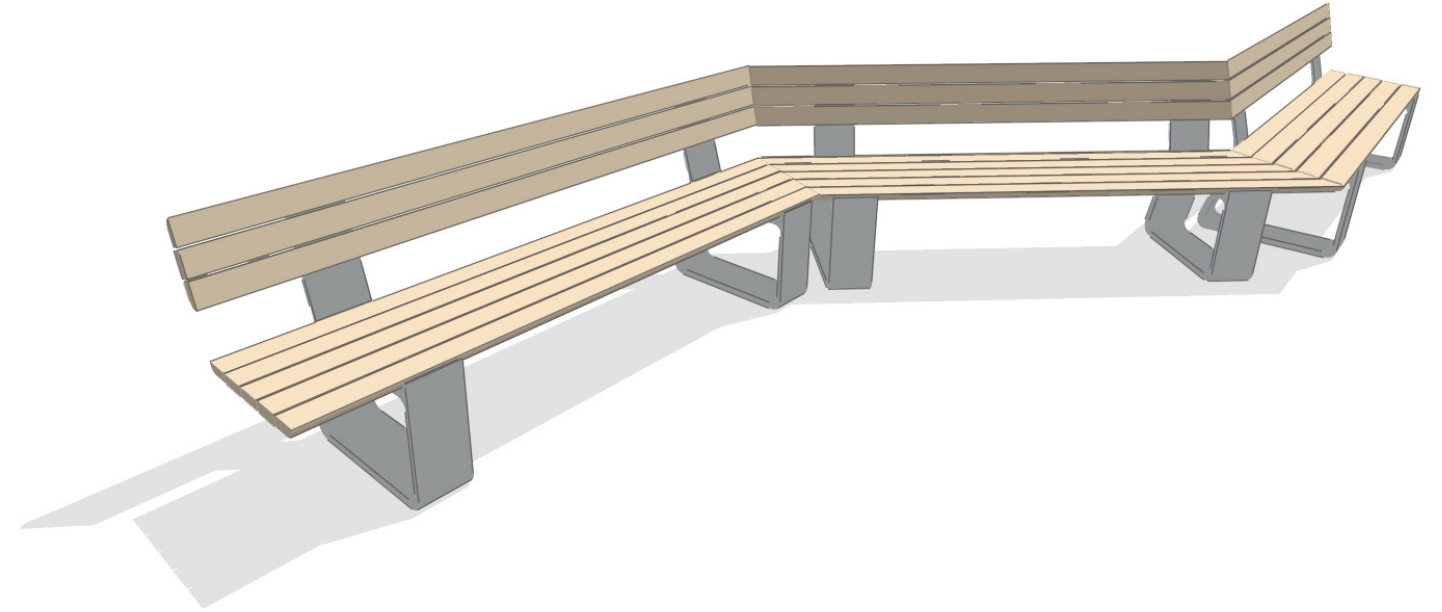
TABLES

3 Table



23' 8"

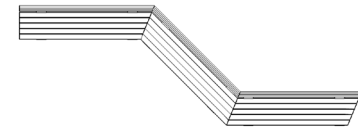
3



**MultipliCITY Bench
Configuration #3**

BACKED BENCHES

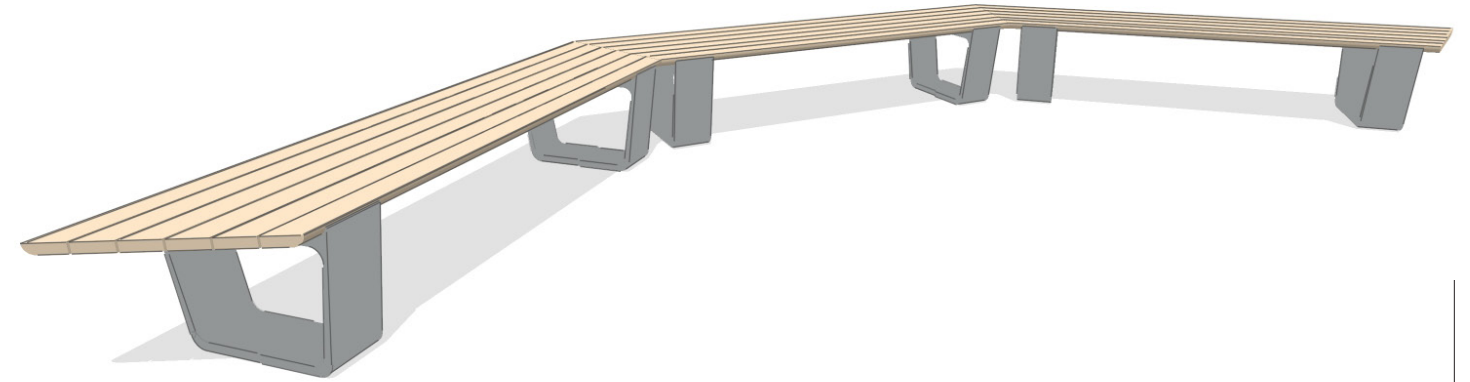
- 1 Left Miter
- 1 Left Parallel Miter
- 1 Right Parallel Miter



20'



4



5

**MultipliCITY Bench
Configuration #4**

BACKLESS BENCHES

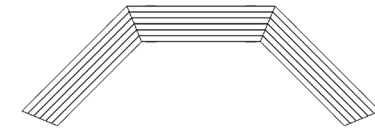
3 Straight

TABLE

1 Table



15' 9"



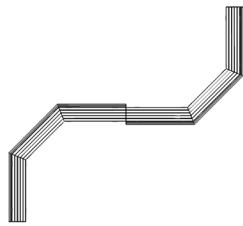
19'

**MultipliCITY Bench
Configuration #5**

BACKLESS BENCHES

3 Wedge

6

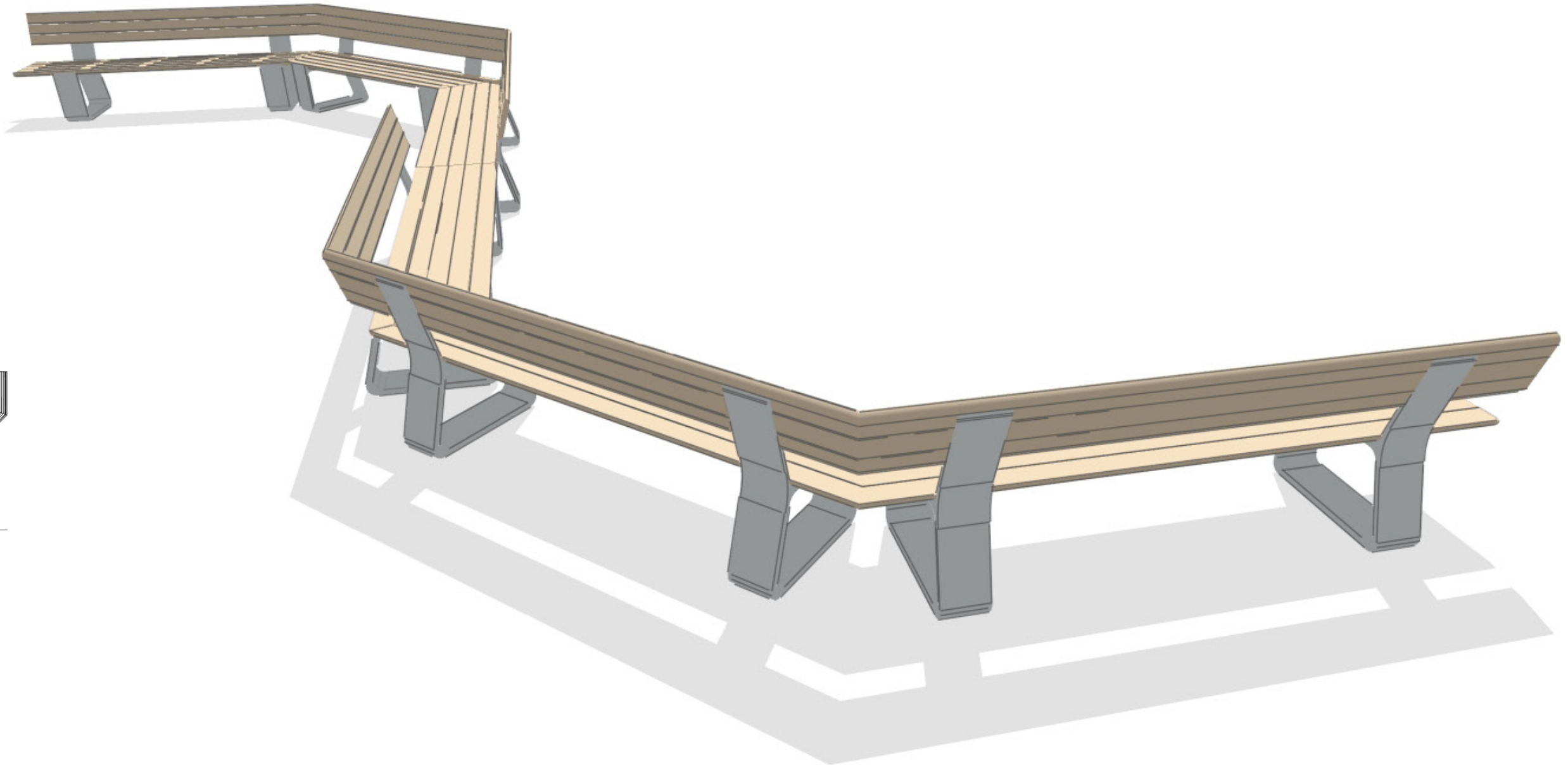


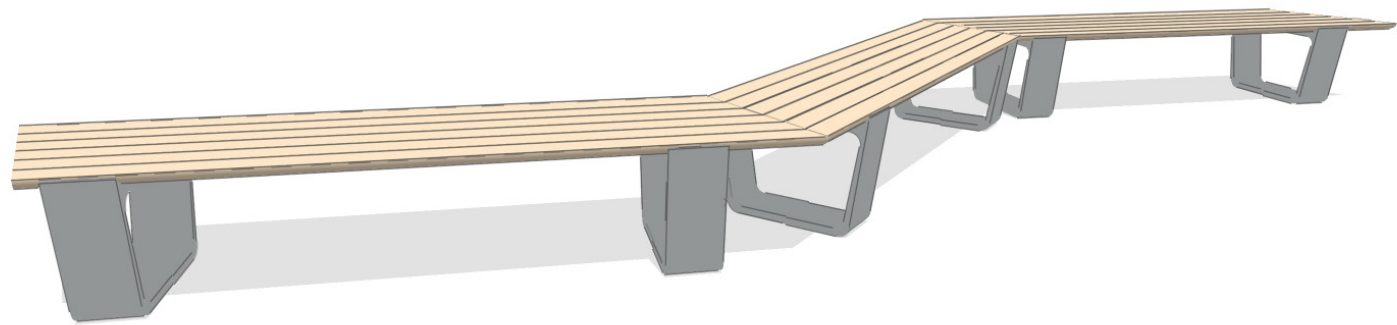
26' 10"

**MultipliCITY Bench
Configuration #6**

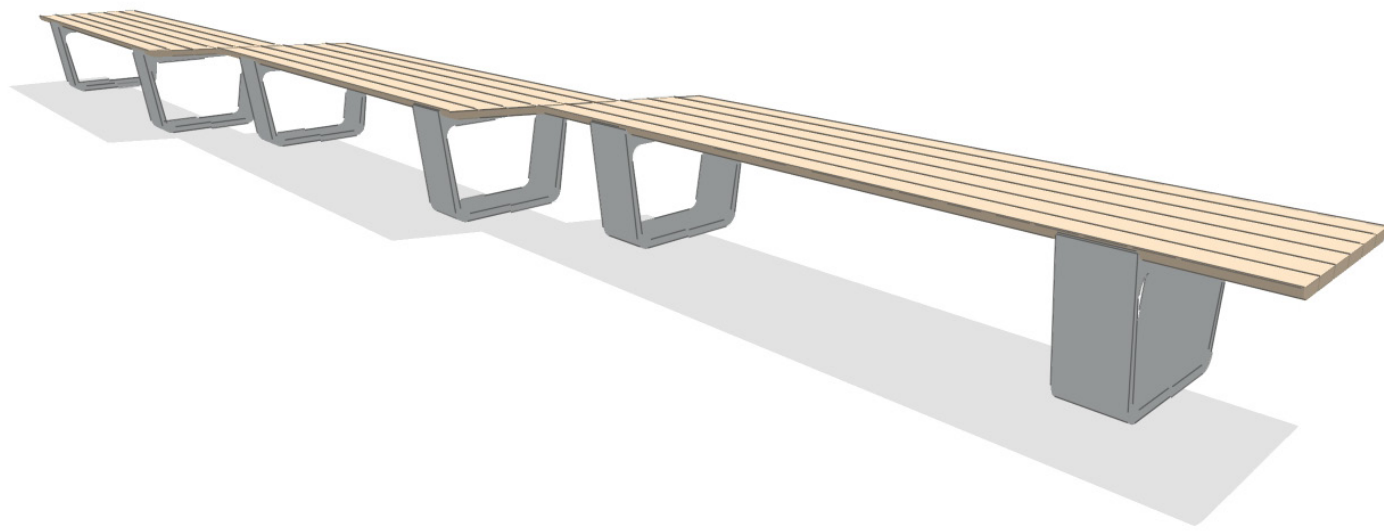
BACKED BENCHES

- 2 Left Miter
- 2 Right Miter
- 2 Wedge





7

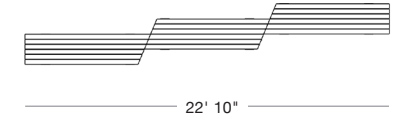
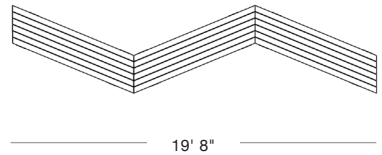


8

**MultipliCITY Bench
Configuration #7**

BACKLESS BENCHES


- 3 Left Parallel Miter



**MultipliCITY Bench
Configuration #8**

BACKLESS BENCHES

- 2 Left Miter
- 1 Left Parallel Miter

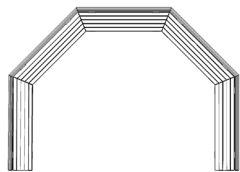


9

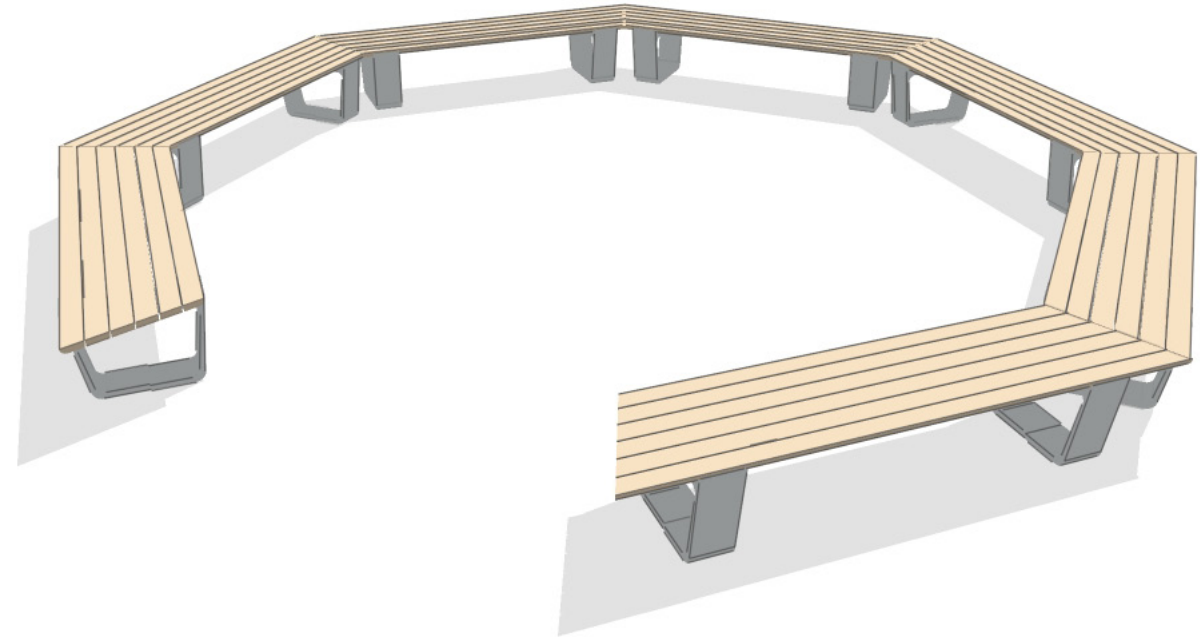
**MultipliCITY Bench
Configuration #9**

BACKED BENCHES

- 1 Left Miter
- 1 Right Miter
- 3 Wedge



19'

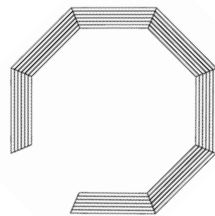


10

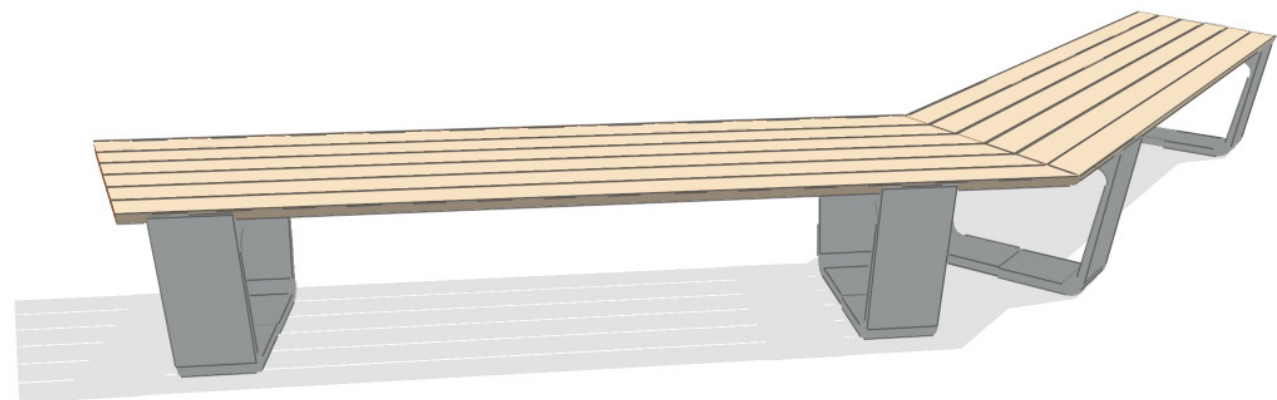
**MultipliCITY Bench
Configuration #10**

BACKLESS BENCHES

- 7 Wedge



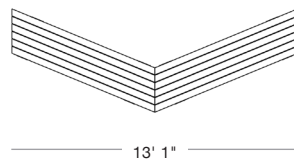
19'



**MultipliCITY Bench
Configuration #11**

BACKLESS BENCHES

- 1 Left Parallel Miter
- 1 Right Parallel Miter



landscapeforms.com

Visit our website for product details, color charts, technical sheets, sales office locations. Download JPG images, brochure PDF, CAD details and CSI specifications.

©2014 Landscape Forms, Inc. Printed in U.S.A.

800.521.2546 269.381.3455 fax
431 Lawndale Avenue, Kalamazoo, MI 49048

landscapeforms®

DESIGN. CULTURE. CRAFT.