




landscapeforms®

# 35 COLLECTION



## 35COLLECTION


The 35 family is growing with a new generation of high performance products that ramp up the energy and edge. Design partner frog built on the 35 family lineage and brought it fast forward with an LED path and streetlight, an illuminated bollard, and a lyrical bike rack that take this popular collection of integrated site elements to places it hasn't been before.




## pitch sit stay

These three core members of the 35 family share a strong work ethic and a gesture inspired by forms in nature.

Pitch is a litter receptacle with flair. Sit is a four-legged bench with arms that open wide. Backless it can be used from either side; with back it provides a sofa-like sense of enclosure. Stay is a cantilever bench with a graceful supporting arc. Benches are cast aluminum with perforated steel seats.





## mingle & shade

Mingle is an open and inviting seating system that brings everybody to the table. Its distinctive asymmetric structure lends it an energetic air and makes access easy. The companion Shade umbrella has a graceful winged aluminum canopy that protects from the sun and imparts a sense of place. Positioned side-by-side, squared canopies create "waves." Table mounted or stand alone.

## chill

This iconic chaise lounge epitomizes the easy disposition of the 35 family. Designed to bring a spirit of relaxation to outdoor public spaces, its sculptural form echoes the human body and supports the sitter in a posture that is reclined but not exposed. Made of rotational-molded polyethylene it is offered in a choice of colors, including new Landscape Forms bold orange.






## signal

Signal is an LED light with a focus on performance—in technology and design. The leaf-shaped cast aluminum luminaire holds multiple tri-pod arrays, each with its own lens for ease of replacement and repair. Form and details make a beautiful design statement while reducing weight and dissipating heat. Offered in pathway and streetscape versions, with single or dual luminaires.





## loop

The Loop bike rack is a simple, sweeping circle with a twist. Cyclists can loop and lock one bike or two around its shape-shifting cast aluminum ribbon frame. Functional and sculptural, it meets a growing need for secure bicycle docking in recreational spaces and “complete streets,” carrying on the 35 Collection mission to support social activity in outdoor space.

# guide

Guide is an illuminated bollard for pedestrian wayfinding that approaches light from a different point of view. Composed of three cast aluminum panels around an optical core of LED arrays, it emits light at 45° angles through the vertical slits between panels, illuminating the pathway in overlapping swathes of light. Full pathlight or dimmable light options are offered.







[landscapeforms.com](http://landscapeforms.com)

Visit our website for product details, color charts, technical sheets, sales office locations. Download JPG images, brochure PDF, CAD details, CSI specifications.

35 Collection Design: frog design

Location Photography: Grand Valley State University, Allendale, MI

(Products shown are not permanently installed.)

Specifications are subject to change without notice.

Landscape Forms supports the Landscape Architecture Foundation at the Second Century level.

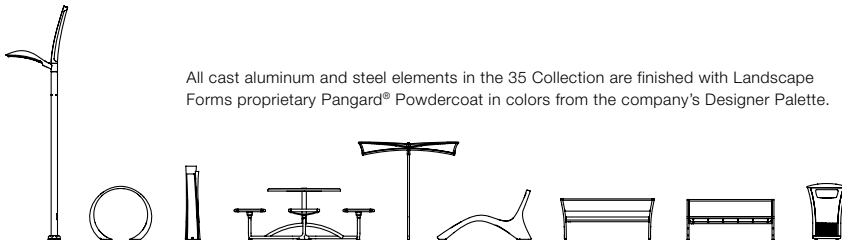
©2014 Landscape Forms, Inc. Printed in U.S.A.

800.521.2546 269.381.3455 fax

7800 E. Michigan Ave., Kalamazoo, MI 49048



DESIGN. CULTURE. CRAFT.



All cast aluminum and steel elements in the 35 Collection are finished with Landscape Forms proprietary Pangard® Powdercoat in colors from the company's Designer Palette.