

Included components: Benches are freestanding. Optional backrests are anchored to the bench with included hardware.

- (1) M16 bolt for 26" backrest, (2) M16 bolts for 87" backrest.

Tools required:

- Crane or proper equipment to move 739 lbs (26" backrest), 1124 lbs (30" bench), 2502 lbs (87" backrest) or 3616 lbs (95" bench)
 - Wood supports or straps
- For attaching optional backrest:
- Wrench, 24mm

NOTE: Items will deliver on pallets in closed freight containers. Appropriate equipment will be required to offload from a closed container.
Flatbed delivery is possible upon request and for an additional charge.
Strapping is indicated as a method of placing the item on the project site.

INSTALLATION:
Determine placement of bench.
For freestanding bench:
1. Set in place with proper equipment such as a crane. See Fig. 1.
For attaching backrest:
1. Lift backrest into position
2. Install bolt as shown in Fig. 2.

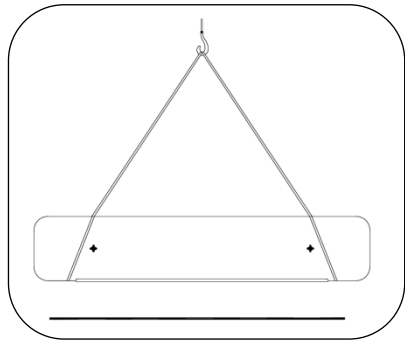


Fig. 1 – Crane install

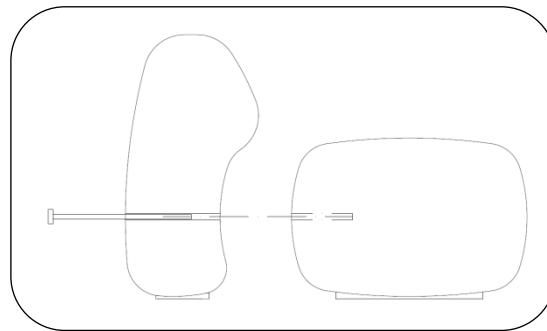


Fig. 2– Install backrest

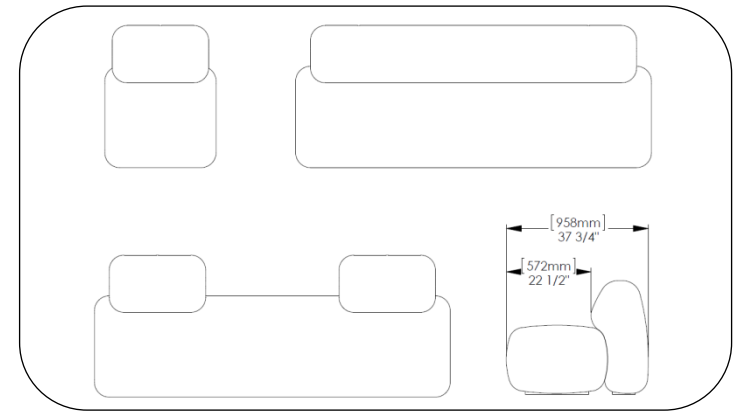


Fig.3– Optional backrest locations