

# Chipman

landscapeforms®

## Product Data Sheet



The Chipman line, designed by landscape architect Robert Chipman, includes a cast aluminum chair and stool of stunning sculptural form, and complimentary tables in lounge, dining and standing height versions. In its consummate refinement Chipman adds to the special ambience of high-profile terraces, rooftop gardens, cafes and other protected social spaces. The elegance of design and detail enable these pieces to move easily into high-end residential settings. The compatibility of elements makes it possible to specify one family of products for a range of commercial spaces. Chair, stool and tables are finished with Landscape Forms proprietary Pangard II® HAPS, VOC, lead-free polyester powdercoat. Chipman is intended and warrantied for use in protected public spaces and is part of Landscape Forms' Terrace Life group.

### Table

- The tables have cast aluminum bases attached to a cast aluminum support tube.
- The support tube is bolted to a cast aluminum frame supporting a steel sheet top.
- The table features a unique surface/embedded mount system that allows for leveling adjustment.
- Dining table is available with or without umbrella hole.
- If used with umbrella, table must be surface mounted.

Table Top Shape	Style	Diameter/Depth	Height	Product Weight
	Round Dining Table	45"	29.25"	85 lb
	Round Dining Table	36"	29.25"	64 lb
	Round Dining Table	31"	29.25"	55 lb
	Square Dining Table	37"	29.25"	82 lb
	Square Dining Table	32"	29.25"	68 lb
	Square Dining Table	27"	29.25"	55 lb
Table Top Shape	Style	Diameter/Depth	Height	Product Weight
	Round Standing Table	36"	42.25"	68 Lb
	Round Standing Table	31"	42.25"	58 Lb

# Chipman









landscapeforms®

## Product Data Sheet



### Table

- The tables have cast aluminum bases attached to a cast aluminum support tube.
- The support tube is bolted to a cast aluminum frame supporting a steel sheet top.
- The table features a unique surface/embedded mount system that allows for leveling adjustment.
- Dining table is available with or without umbrella hole.
- If used with umbrella, table must be surface mounted.

	Square Standing Table	32"	42.25"	72 Lb
	Square Standing Table	27"	42.25"	58 Lb
Table Top Shape	Style	Diameter/Depth	Height	Product Weight
	Round Lounge Table	45"	15.25"	81 Lb
	Round Lounge Table	36"	15.25"	61 Lb
	Round Lounge Table	31"	15.25"	51 Lb
	Square Lounge Table	37"	15.25"	78 Lb
	Square Lounge Table	32"	15.25"	66 Lb
	Square Lounge Table	27"	15.25"	51 Lb

# Chipman

landscapeforms®

## Product Data Sheet



### Chair

- The frame of Chipman is formed of aluminum castings welded together to make the final form.
- Powdercoated seating is offered armless, or with arms, is lightweight and nests.
- Bumper/glides are made of tough nylon to resist damage from dragging on rough surfaces.

### Stool

- The frame of Chipman is formed of aluminum castings welded together to make the final form.
- Powdercoated seating is offered armless, is lightweight and nests.
- Bumper/glides are made of tough nylon to resist damage from dragging on rough surfaces.

### Finishes

- All metal is finished with Landscape Forms' proprietary Pangard II® polyester powdercoat, a hard yet flexible finish that resists rusting, chipping, peeling and fading.
- Call for standard color chart.

### To Specify

#### Table

- Select table size, shape, height, and powdercoat color. Specify surface mount or freestanding. Select with or without umbrella hole for dining table only. If specified with umbrella, table must be surface mounted.

#### Chair



- Select chair with arms, or armless, and powdercoat color.


#### Stool

- Select powdercoat color.

### Designed by Robert Chipman

Chipman is protected by U.S. Patent No. D694,543; D69,544; D746,074; D718,558

Chair	Style	Depth	Width	Height	Product Weight
	Armless	22"	20"	33"	17 Lb
	Arms	22"	24"	33"	20 Lb

Stool	Style	Depth	Width	Height	Product Weight
	Stool	19"	22"	35"	18 Lb

Visit [landscapeforms.com](http://landscapeforms.com) for more information. Specifications are subject to change without notice. Landscape Forms supports the Landscape Architecture Foundation at the Second Century level.  
©2020 Landscape Forms, Inc. Printed in U.S.A.