

Bancal

Product Data Sheet



Bancal table and benches are scalable and adaptable solutions to create elegant destinations for everyday outdoor dining, socializing and leisure. Folded steel plate understructures support slatted wood tabletops and generously wide bench seats. Bancal is robust in construction and virtually maintenance free to reliably serve the everyday outdoor settings that are essential to people's quality of living.

Bancal Bench

- Bench does not ship fully assembled.
- Benches must be embedded. Each support has two threaded rods about 4" below grade.
- Benches are available backed or backless.
- The back bench has an offset back board.
- Bench is available with or without arms.
- Arms are welded to the support.
- The bench supports/arms come in variety of powdercoat finishes.
- Supports are made of 0.25" carbon steel.
- Available in Ipe and DSTMA (domestically sourced thermally modified ash) wood types.
- Center seat board is rectangular, outer boards are wedge-shaped.
- Opposing back option is available for the 248" bench.

Bancal Table

- Tables do not ship fully assembled.
- Tables must be embedded. Each support has two threaded rods about 4" below grade.
- Supports are made of 0.25" carbon steel available in variety of powdercoat finishes.
- Available in Ipe and DSTMA (domestically sourced thermally modified ash) wood types.
- For tables, all tabletop boards are uniformly rectangular.

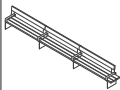
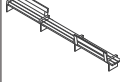
Backed	Style	Depth	Length	Height	Weight
	88"	23"	96"	31"	251 lb
	88" w/ arms	23.5"	96"	31"	270 lb
	168" w/ 88" offset back	23"	176"	31"	387 lb
	168" w/ 88" offset back w/ arms	23.5"	176"	31"	415 lb
	168" w/ 168" offset back	23"	176"	31"	439 lb
	168" w/ 168" offset back w/ arms	23.5"	176"	31"	467 lb
	248" w/ 88" offset back	23"	256"	31"	522 lb
	248" w/ 88" offset back w/ arms	23.5"	256"	31"	561 lb
	248" w/ 168" offset back	23"	256"	31"	575 lb
	248" w/ 168" offset back w/ arms	23.5"	256"	31"	613 lb
	248" w/ 248" offset back	23"	256"	31"	627 lb

Bancal

landscapeforms®

Product Data Sheet



Backed	Style	Depth	Length	Height	Weight
	248" w/ 248" offset back w/ arms	23.5"	96"	31"	665 lb
	248" w/ opposing backs	23"	96"	31"	595 lb
	248" w/ opposing backs w/ arms	23.5"	176"	31"	633 lb

Backless	Style	Depth	Length	Height	Weight
	88"	20"	88"	18"	180 lb
	88" w/ arms	21.5"	88"	22.5"	180 lb
	168"	20"	168"	18"	315 lb
	168" w/ arms	21.5"	168"	22.5"	343 lb
	248"	20"	248"	18"	451 lb
	248" w/ arms	21.5"	248"	22.5"	489 lb

*Weights shown are lpe

Bancal

landscapeforms®

Product Data Sheet



Finishes

- Exterior woods are unfinished and will weather to a soft pewter gray, requiring no future maintenance.
- All metal is finished with Landscape Forms' proprietary Pangard II® polyester powdercoat, a hard yet flexible finish that resists rusting, chipping, peeling and fading.
- A wide range of standard, optional and custom colors are available.

Designed by Urbidermis


[Click here](#) for patent information related to this product.

To Specify Bench

Specify Bancal bench and select style. Choose wood type and powdercoat color. Benches do not ship fully assembled. Benches are available embedded only.

To Specify Table

Specify Bancal table, select wood type and powdercoat color. Table does not ship fully assembled. Table is available embedded only.

Table	Style	Depth	Length	Height	Weight
	Table	30"	88.5"	29.5"	287 lb

**Weights shown are lpe*

Visit landscapeforms.com for more information. Specifications are subject to change without notice. Landscape Forms supports the Landscape Architecture Foundation at the Second Century level.
©2021 Landscape Forms, Inc. Printed in U.S.A.