

Austin

landscapeforms®

Product Data Sheet



Austin blends modernist inspiration into a new interpretation that's as timely as today. The Austin Bench, designed by landscape architect Robert Chipman, is a study in beautiful balance. Inspired by architecture of the 20s and classic modern furniture of the 50s, it expresses familiar themes in thoroughly contemporary terms. Austin balances lightness and substance, is relaxed, yet refined, poised but never boring. The cantilever version is a natural for minimalist spaces, the four-legged version a fine fit within a range of architectural styles. Composed of minimal parts, (just two extrusions create the seat and back in all versions) Austin masters the details, from its tapered slats to the lovely winged shape of its end piece. In aluminum or wood Austin is a high-design solution — and a breath of fresh air — for corporate and healthcare courtyards, atria, small-scale public places, and private retail space.

Seat







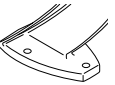


- Austin benches are available in backed or backless, and in a selection of interior and exterior woods, as well as aluminum extruded boards.
- Unique cantilever style or freestanding/surface mount supports are cast iron.

Arm Options

- Optional arms may be added to both ends, as well as the center position.
- Arms are available for either backed or backless benches.
- All arms are cast aluminum and attached to the seat boards.

Mounting Options

- Austin benches with freestanding/surface mount supports ship with glides which may be removed for surface mounting.
- All cantilever supports must be surface mounted into concrete.

| Standing Height (Rectangle) | Style | Depth | Length | Height | Weight |
|--|---|---|---|---|------------------------------------|
|  | cantilever backed | 23" | 72" | 33" | Alum: 118 lb Wood: 150 lb |
|  | cantilever backless | 22" | 72" | 18" | Alum: 68 lb Wood: 120 lb |
|  | Freestanding/ Surface Mount backed | 24" | 72" | 33" | Alum: 100 lb Wood: 130 lb |
|  | Freestanding/ Surface Mount backless | 22" | 72" | 18" | Alum: 66 lb Wood: 90 lb |
| Arm Options | | | | | |
| end and center position | | | end arms | | |
|  | | |  | | |
| Mounting Options | | | | | |
| cantilever backed | | cantilever backless | | freestanding / surface mount | |
|  | |  | |  | |

Austin

landscapeforms®

Product Data Sheet



Litter Receptacles

- Top and side opening litters are available with or without lock.
- With a 34 gallon capacity, litter can be freestanding or surface mount.
- Fabricated with carbon steel body panels, cast aluminum top, and cast iron base.
- Litter is finished with exclusive Pangard II® powdercoat finish.
- Black polyethylene liner comes standard with litter.
- Shipped with freestanding glides that remain in place for surface mounting.
- Litter ships fully assembled.

| Litter | Style | Diameter | Height | Weight |
|---|--------------|----------|--------|--------|
|  | Top-Opening | 24" | 35" | 172 lb |
|  | Side-Opening | 24" | 42" | 186 lb |

Finishes

- All metal is finished with Landscape Forms' proprietary Pangard II® polyester powdercoat, a hard yet flexible finish that resists rusting, chipping, peeling, and fading.
- Call for standard color chart.

To Specify

- Select top or side-opening litter. Specify with or without lock.
- Select powdercoat color.

Designed by Robert Chipman, ASLA

[Click here](#) for patent information related to this product.

Visit landscapeforms.com for more information. Specifications are subject to change without notice. Landscape Forms supports the Landscape Architecture Foundation at the Second Century level. ©2022 Landscape Forms, Inc. Printed in U.S.A.

landscapeforms.com | specify@landscapeforms.com